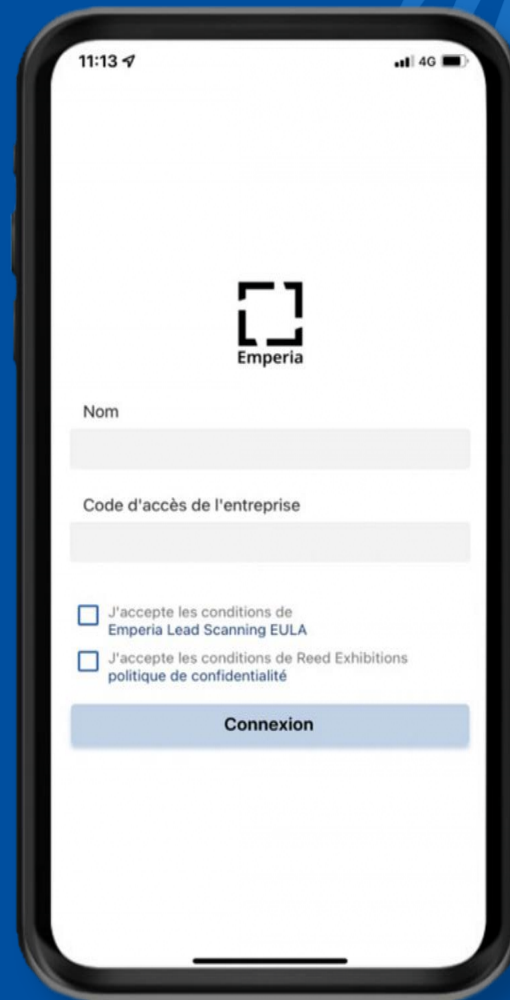


# EMPERIA SCAN APP

CAPTURE YOUR LEADS  
EASILY AND FAST



**mipcom**<sup>®</sup>  
CANNES

# EMPERIA



**What is  
Emperia?**



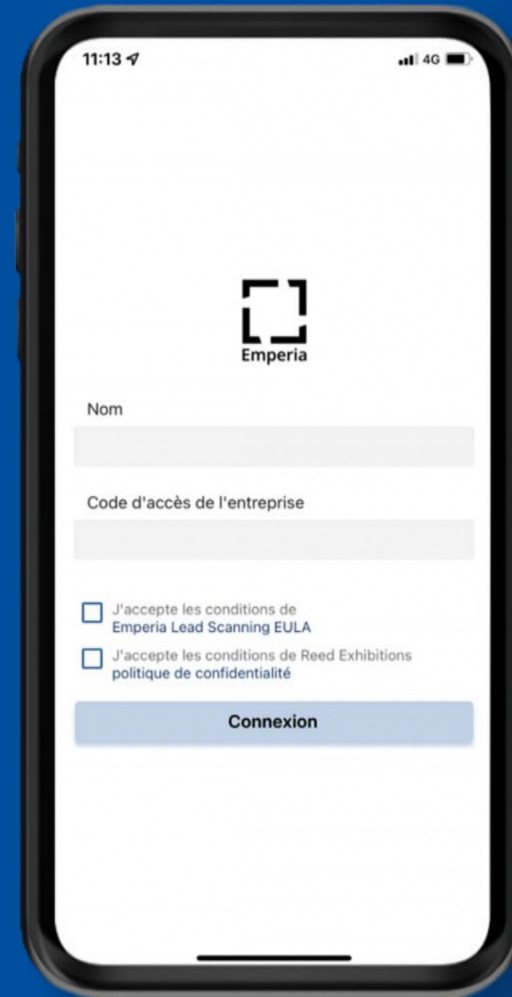
**What are  
the benefits  
of Emperia?**



**How does  
Emperia work?**

# What is Emperia?

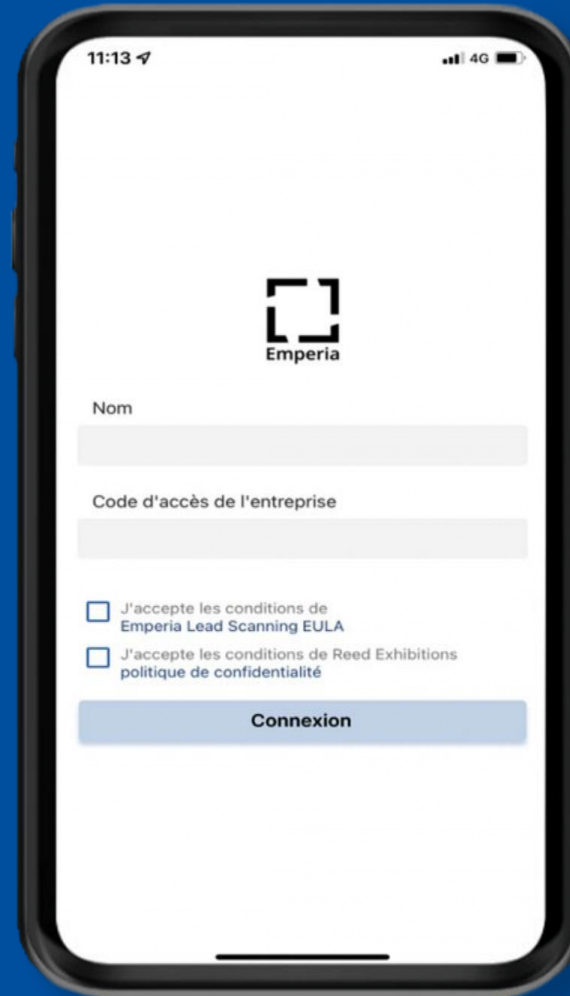
A lead scan app to capture, qualify and deliver high quality leads



**mipcom**<sup>®</sup>  
CANNES

# The benefits

- Unlimited user access for your company
- Enriched database with all visitor profile information
- Custom questions for your leads
- Leads report available anytime during/after the show
- Document sharing with your lead (up to 3)



# EMPERIA

The experience starts in  
your **Company Hub**

---



Emperia **App** experience  
at the show

---



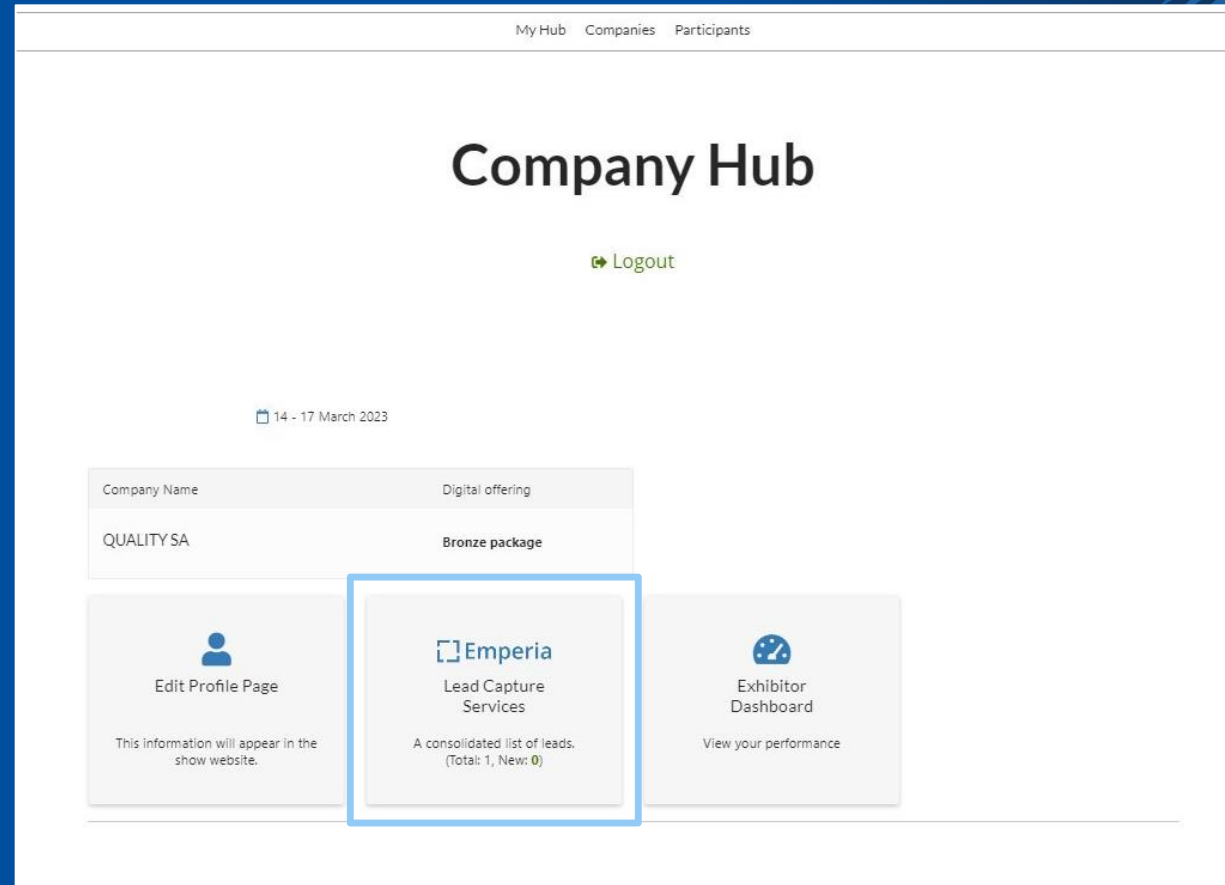
Collect your Lead report  
in your **Company Hub**

---

**mipcom**<sup>®</sup>  
CANNES

# EMPERIA: How does it work?

The experience starts in your Company Hub



# EMPERIA: How does it work?

On Emperia page

The screenshot shows the EMPERIA user interface. At the top, there is a 'Back' button and the 'EMPERIA' logo. Below this is a 'DOWNLOAD LEAD REPORT' section with a sub-header 'Download your consolidated leads in the format of your choice'. It shows 'Total Leads: 1' and 'New Leads: 0'. There are two buttons: 'CSV' and 'XLSX'. A callout labeled 'Leads' points to this section. Below is a 'GETTING STARTED' section with a sub-header 'Prove by MIPCOM NYC is fast approaching. We want to make sure you're prepared for an important part of your experience.' It contains a paragraph of text and a link 'Visitor's Guide to Emperia'. A callout labeled 'Guide To upload' points to this section. Below this is a 'LOGIN DETAILS' section with a sub-header 'Use these credentials to login to the app. Share this access code with your colleagues from your company so they can capture leads on their own devices as well.' It shows a 'summary access code' field with the value 'QFERIAKT'. A callout labeled 'Company Access Code' points to this field. Below the login details is a 'DOCUMENTS YOU WANT TO SHARE WITH YOUR LEADS' section with a sub-header 'Select up to 3 documents that you want to highlight and share with your leads as part of the end-of-show summary email that the visitors will receive.' It has a text input field and a callout icon. Below that is a 'CUSTOM QUESTION(S)' section with a sub-header 'Add custom qualifying questions that you would like to ask your leads during lead capture using the Emperia app at the show. Add multi-choice options for each question. Receive these questions and the captured responses as part of your leads report post show.' It has a text input field and a callout icon. A callout labeled 'Lead Report' points to the 'CSV' and 'XLSX' buttons. A callout labeled 'First name', 'Last name', 'Job function', 'Company Name', 'Email', 'Address', 'Tel', 'Activity', 'Notes', and 'The user' points to the 'Lead Report' callout.

# EMPERIA


The experience starts in  
your **Company Hub**

---



Emperia **App** experience  
at the show

---



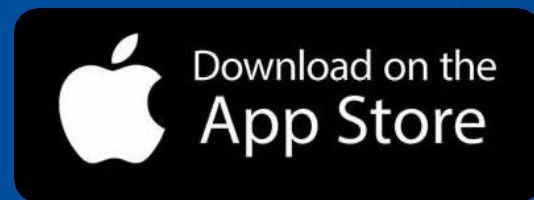
Collect your Lead report  
in your **Company Hub**

---

**mipcom**<sup>®</sup>  
CANNES

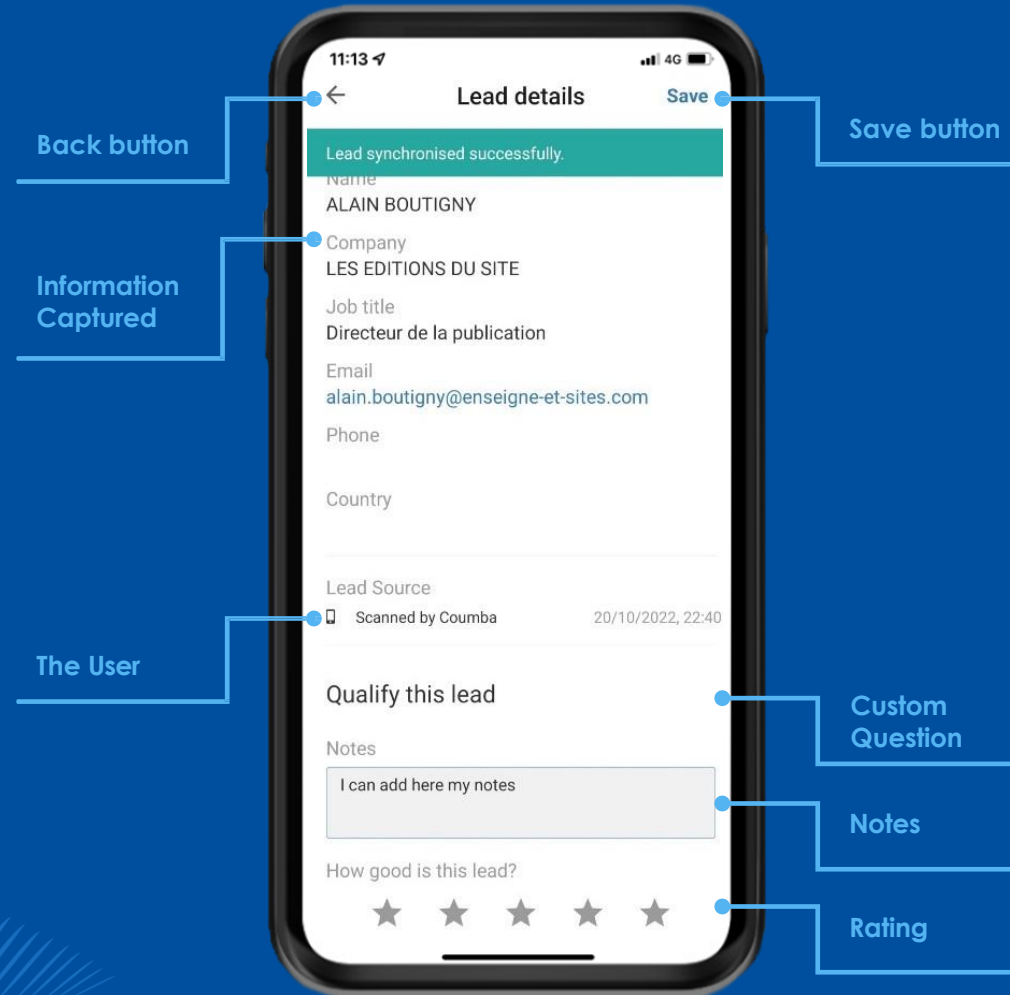


# EMPERIA: Download the App



**mipcom**<sup>®</sup>  
CANNES

# EMPERIA: Lead Capture



# EMPERIA


The experience starts in  
your **Company Hub**

---



Emperia **App** experience  
at the show

---



Collect your Lead report  
in your **Company Hub**

---

**mipcom**<sup>®</sup>  
CANNES

# EMPERIA: Company Hub

On Emperia page

← Back

## EMPERIA

**DOWNLOAD LEAD REPORT**  
Download your consolidated leads in the format of your choice

Total Leads: 1    New Leads: 0

**GETTING STARTED**

Propel by MIPIM NYC is fast approaching. We want to make sure you're prepared for an important part of your experience - collecting leads with the Emperia Lead Retrieval Application. Using the app at the event is easy - simply scan the code on the visitor badge to capture your connection and record their contact details. Here's a simple "Exhibitor's Guide to Emperia" to get you started and answer some commonly asked questions about the Emperia lead scanning tool.

Available on app store and play store

Download on the App Store

GET IT ON Google Play

**LOGIN DETAILS**

Use these credentials to login to the app. Share this access code with your colleagues from your company so they can capture leads on their own devices as well.

Company access code: QFEBFAK7

**DOCUMENT(S) YOU WANT TO SHARE WITH YOUR LEADS**

Select up to 3 documents that you want to highlight and share with your leads as part of the end-of-show summary email that the visitors will receive.

Lead Report

First name  
Last name  
Job function  
Company Name  
Email  
Address  
Tel  
Activity  
Notes  
The user

# EMPERIA: Company Hub

Email sent to admins at the end of the show gathering information on all Exhibitors that they have been in contact with

The image shows a screenshot of an email with four callout boxes pointing to specific parts of the content:

- Intro:** Points to the opening text: "Hello Vernie, We hope you had a good time at Aircraft Interiors Expo. To help you get the most out of the show, we have included a list of exhibitors that scanned your badge and exhibitors you self-scanned."
- Company Name & Description:** Points to the header "GLOBAL ONE MEDIA" and the introductory paragraph: "Global ONE Media is a unique Inflight Entertainment Content Service Provider with engineering expertise. Our team of professionals have been working in Inflight Entertainment Content Management for 24 years and Cabin Product Engineering for 30 years."
- Contact Details:** Points to the contact information: "Self Scan", "services@globalONEmedia.abc", and "+000 6700 12345".
- Documents Shared:** Points to the list of PDF attachments: "Inflight Entertainment At A Glance.pdf", "Aerospace ONE Lab.pdf", and "ONE Innovations.pdf".

Below the Global ONE MEDIA section, there is another section for "AIR CHINA ARCHIVES" with a description of flight services and an attachment "In-flight Duty-free Goods.pdf".