

mipcom[®] CANNES

16-19 October 2023
Palais des Festivals – Cannes, France

COMPANY HUB User Guide for Company Account Administrators



mipcom[®]

CANNES

16-19 October 2023

Palais des Festivals – Cannes, France

Table of contents

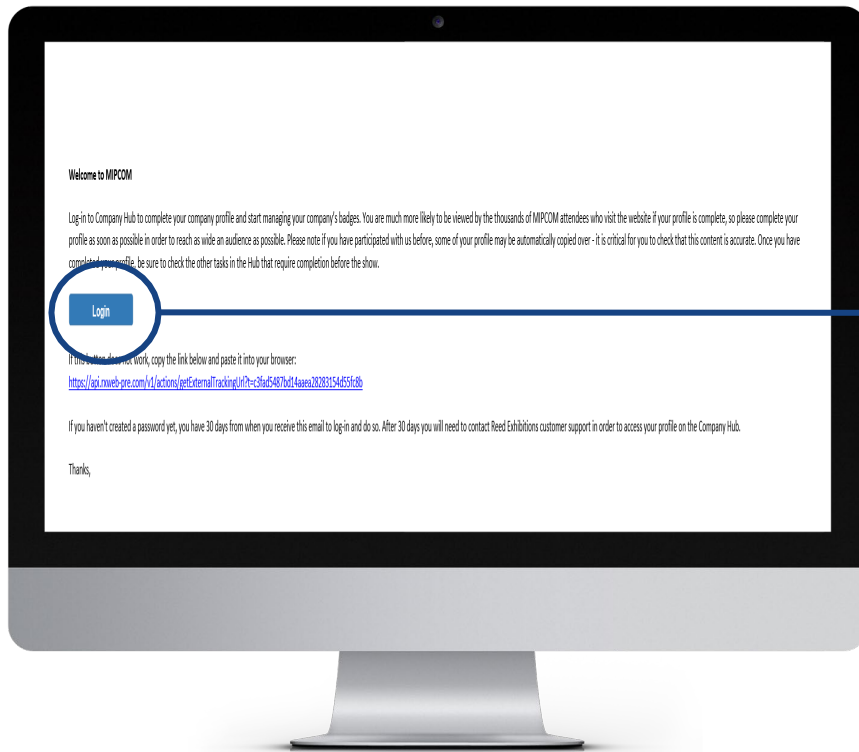
1. Glossary
2. Log into your company account
3. Homepage of your company hub
4. Edit my profile
5. Use your Emperia Lead Generation Solution
6. Allocate your badges & Invite Manager (delegates on your stand / affiliates / Umbrellas)
7. Manage Badges
8. What your delegates see on the company hub
9. E-shop (Purchase additional delegates badges, Content Credits & Dashboard Pro)
10. Upgrade your digital service package (Bronze / Silver / Gold)
11. Manage your Company Entitlements
12. Your Company dashboard analytics
13. Your participant view and actions

1. GLOSSARY

- ❖ **Affiliates** : Companies or individuals officially attached to the main stand holder, often for the purpose of marketing and sales.
- ❖ **Umbrellas** : participants registered under a main stand holder who is a Pavilion
- ❖ **Dashboard** : Interface where you can monitor your leads and your company page statistics
- ❖ **E-Shop** : An e-commerce feature that allows administrators to purchase additional services online such as content credits or the Dashboard PRO option
- ❖ **Emperia Digital Lead Gen** : A tool for exhibitors to collect online leads when buyers view their content in the MIPCOM digital screening library or when someone send a request for a meeting.
- ❖ **Emperia On-site lead capture** : MIP Markets' mobile app that allows MIPCOM exhibitors to scan visitors' badges at the market and find their contacts in the online dashboard .
- ❖ **Entitlements** : Rights for purchased services (credits for the screening library, etc.).
- ❖ **MIPCOM Digital Screening library** : Only MIPCOM exhibitors have the opportunity to market their programmes & projects in the MIPCOM online digital screening library by purchasing content credits. Then, all buyers can screen those content and reach out to exhibitors.
- ❖ **Primary administrator** : The main contact in your company to prepare the market who has access to the E-shop to purchase extra services, update the company page, receive Emperia lead notifications, register exhibitor delegates, invite affiliates/umbrellas and add other secondary administrators. Once added, secondary administrators can have the same rights as the primary one (unlimited additional secondary admins).

2. HOW TO LOG IN TO YOUR COMPANY SPACE?

Once your participation is confirmed, you will receive an email from RX Global : no-reply@rxglobal.com
If you have not received it, please contact the [Help Desk](#)



Click on the link received by email and
personalize your password









3. HOMEPAGE OF YOUR COMPANY HUB

Company Name	Digital offering
	

Here you will find information about your registration : company name, digital offer, stand number, size of your stand

Here you will find the name of your company

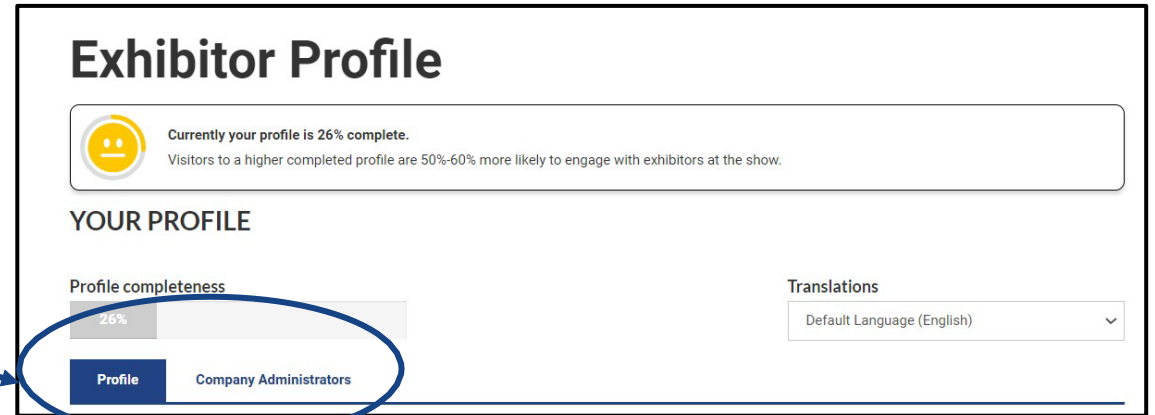
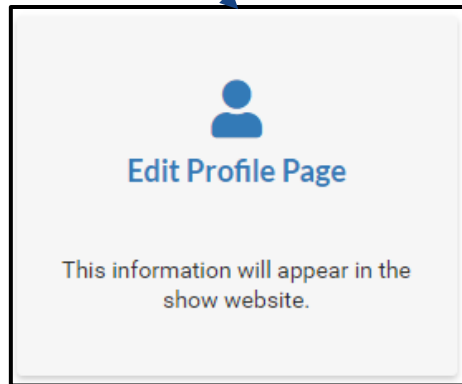
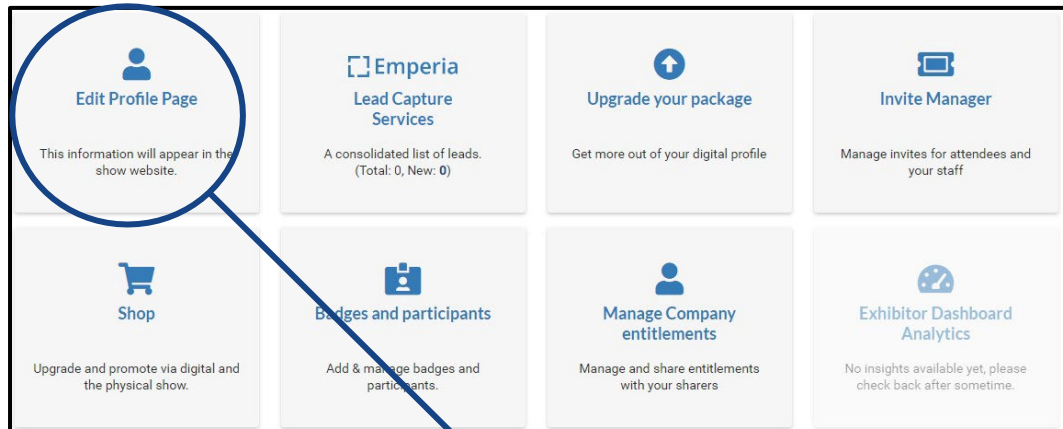
Here you will find the name of your package type

 Edit Profile Page This information will appear in the show website.	 Emperia Lead Capture Services A consolidated list of leads. (Total: 0, New: 0)	 Upgrade your package Get more out of your digital profile	 Invite Manager Manage invites for attendees and your staff
 Shop Upgrade and promote via digital and the physical show.	 Badges and participants Add & manage badges and participants.	 Manage Company entitlements Manage and share entitlements with your sharers	 Exhibitor Dashboard Analytics No insights available yet, please check back after sometime.


Here are the details of each section of your Company Hub

4. EDIT MY PROFILE


The profile editing section is made up of two parts, one dedicated to **editing your company profile**, the other to **managing/adding other administrators from your company**.



4. EDIT MY PROFILE - PROFILE TAB


Edit Profile Page

This information will appear in the show website.



YOUR PROFILE

Profile completeness


26%

Profile Company Administrators

Please complete your company profile with as many details as possible !

Logo, description, cover image... **Boost your business opportunities!**

4. EDIT MY PROFILE - COMPANY ADMINISTRATOR TAB



Edit Profile Page






This information will appear in the show website.

Profile **Company Administrators**

Profile **Company Administrators**

Create and manage administrators for your company, including a role. Each administrator will be sent an email with login information, there can be multiple administrators for each role and the same persons details can be entered with multiple roles. There must be one Primary Administrator. Please ensure you have the person's permission to add their details.

+Add Company Administrator

	First name	Last name	Email address	Login roles	
<input type="checkbox"/>	Test	SEPC Pavilion	test@sepcpavilion.com	Primary Administrator	
<input type="checkbox"/>	EMMANUELLE	GROS	emmanuelle.gros@rxglobal.com	Secondary Administrator	 
<input type="checkbox"/>	Tristan	BOISSIER	tristan.boissier-ext@rxglobal.com	Secondary Administrator	 

Select the Administrators to whom you want to resend the activation email.

Resend activation email

Please add any of your colleagues who should have access to the company page full set up (including E-shop). They will receive an activation email.

Resend the activation email to the company page (in case your colleague did not receive it)

Update your company admins list at anytime

4. EDIT MY PROFILE - UPLOAD CONTENT (FOR EXHIBITORS ONLY)

MIPCOM Exhibitors can purchase content credits to showcase projects and programmes into the MIPCOM digital screening library and generate leads from buyers

STEP 1

Access the **e-shop** to **purchase content credits**

STEP 2

Add each project or programme you wish to present with a full description and a video file *(if needed)*

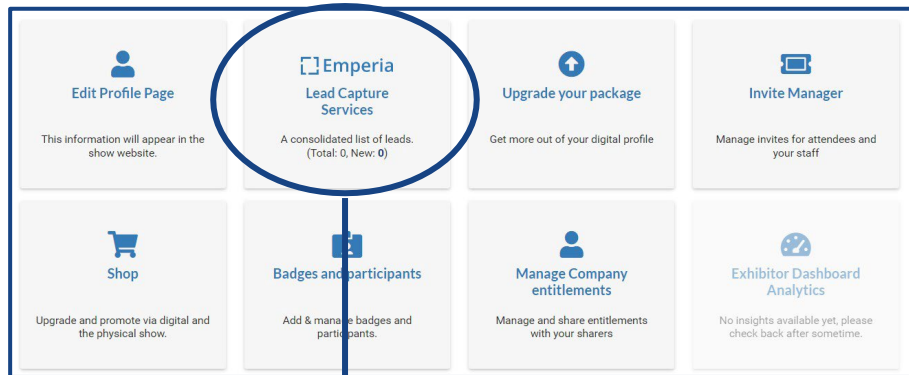
We also recommend you to **upload documents about your company**, such as press releases or other material that may represent your company.

The screenshot displays two sections of the MIPCOM Exhibitor profile interface. The top section, titled "Gallery of Projects and Programmes", includes a sub-header "MIPCOM - OCTOBER 2023 SPECIFIC" and a message: "Your company IS NOT eligible to add Projects and Programmes." Below this message are two buttons: "Add Content" and "Purchase Content Uploads". The "Purchase Content Uploads" button is circled in blue. The bottom section, titled "Upload Documents", also has a sub-header "MIPCOM - OCTOBER 2023 SPECIFIC" and a message: "Select a category (Brochure, Case Study, White Paper, Press Release or Other) and upload the PDF file." Below this message is a dropdown menu labeled "Select a category..." and a blue button labeled "Upload PDF file". Both the dropdown menu and the "Upload PDF file" button are circled in blue. Arrows from the text boxes on the left point to these circled elements.

5. EMPERIA : THE LEAD GENERATION SOLUTION

- ❖ **Emperia is a Mobile app** to scan visitors' badge at the market. Collect contacts and find them in your online report on your exhibitor dashboard in the company hub.
- ❖ **Emperia is also tool for exhibitors to collect leads online** when buyers screen their content in the digital screening library or when a participant requests contact online.

5. EMPERIA : THE LEAD GENERATION SOLUTION



Emperia Lead Capture Services
A consolidated list of leads.
(Total: 0, New: 0)

DOWNLOAD LEAD REPORT
Download your consolidated leads in the format of your choice

Total Leads: 0 New Leads: 0

GETTING STARTED
MIPCOM is fast approaching. We want to make sure you're prepared for an important part of your experience - collecting leads with the Emperia Lead Retrieval Application. Using the app at the event is easy - simply scan the code on the visitor badge to capture your connection and record their contact details. Here's a simple 'Exhibitor's Guide to Emperia' to get you started and answer some commonly asked questions about the Emperia lead scanning tool.

Available on app store and play store

LOGIN DETAILS
Use these credentials to login to the app. Share this access code with your colleagues from your company so they can capture leads on their own devices as well.

Company access code

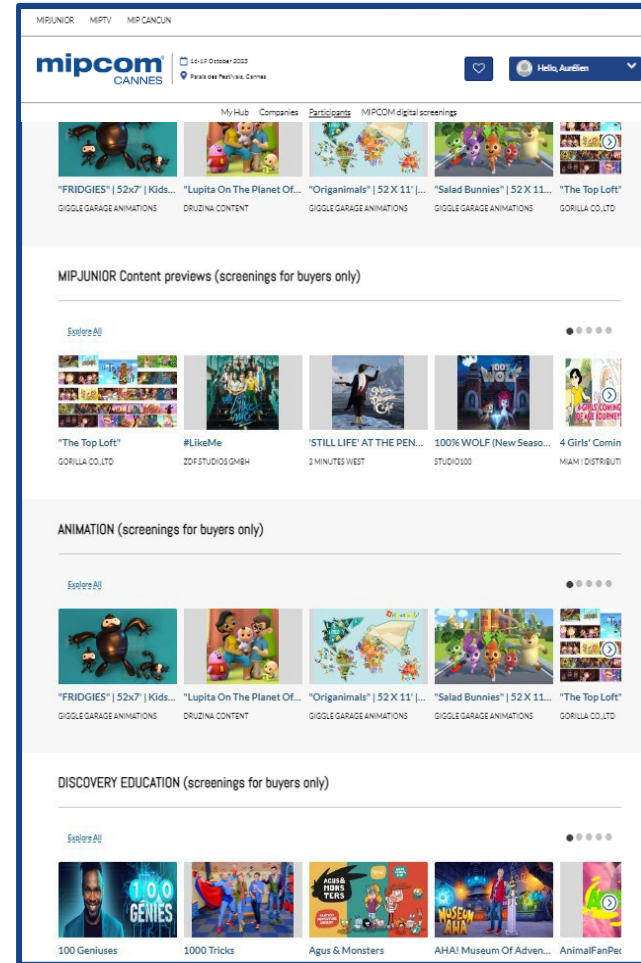
DOCUMENT(S) YOU WANT TO SHARE WITH YOUR LEADS
Select up to 3 documents that you want to highlight and share with your leads as part of the end-of-show summary email that the visitors will receive.

CUSTOM QUESTION(S)
Add custom qualifying questions that you would like to ask your leads during lead capture using the Emperia app at the show. Add multi-choice options for each question. Receive these questions and the captured responses as part of your leads report post show.

5. EMPERIA : THE LEAD GENERATION SOLUTION

Generating leads Online with content

- ❖ This is a tool for **exhibitors to collect leads online**. Exhibitors can receive **leads when buyers view their content** in the screening library or when a **participant requests contact online**.



5. EMPERIA : THE LEAD GENERATION SOLUTION

Mobile App to scan visitors' badge at the market

GETTING STARTED

MIPCOM is fast approaching. We want to make sure you're prepared for an important part of your experience - collecting leads with the Emperia Lead Retrieval Application. Using the app at the event is easy - simply scan the code on the visitor badge to capture your connection and record their contact details. Here's a simple "Exhibitor's Guide to Emperia" to get you started and answer some commonly asked questions about the Emperia lead scanning tool.

Available on app store and play store

Download on the App Store

GET IT ON Google Play

LOGIN DETAILS

Use these credentials to login to the app. Share this access code with your colleagues from your company so they can capture leads on their own devices as well.

Company access code
XXXXXX

Download the Emperia Mobile app from the App Store or Google Play

Customize your account by indicating your company access code

DOCUMENT(S) YOU WANT TO SHARE WITH YOUR LEADS

Select up to 3 documents that you want to highlight and share with your leads as part of the end-of-show summary email that the visitors will receive.

CUSTOM QUESTION(S)

Add custom qualifying questions that you would like to ask your leads during lead capture using the Emperia app at the show. Add multi-choice options for each question. Receive these questions and the captured responses as part of your leads report post show.

Upload up to 3 documents about your company sent to the visitors you scan at the market

Add qualification questions that will be asked to the visitors you scan, in order to better know them

5. EMPERIA : THE LEAD GENERATION SOLUTION

Download your leads

EMPERIA

DOWNLOAD LEAD REPORT
Download your consolidated leads in the format of your choice

Total Leads 0 New Leads 0

[.CSV](#) [.XLSX](#)

Download the full list of all your online leads and scanned contacts in 1 report available in .csv or .xlsx format

6. ALLOCATE BADGES

Managing delegates registrations in your stand quota

Company Badges Help

Upload Multiple Badges Create Single Badge Invite Your Colleagues

Select Badge Type

Delegate Badge (40 Badges Remaining) Download template

Select the badge type that you want to allocate. You can only allocate one badge type at a time

Privacy Notice

Please ensure you have notified the listed individuals in your file that you have submitted their registration in line with our [Privacy Policy](#). [All Registered attendees will be notified of the name and contact details of those who submitted a registration request on their behalf.]


File upload:

Select a file (Excel) Browse

5mb maximum file size. Emails must be unique for each badge holder

CLICK HERE if you want to create a single Badge

Create New Badge



First Name Last Name

Email Onsite Mobile Phone (optional)

Job Title Badge Product

Delegate Badge

Save & Create Another Cancel Save

Use this template to upload multiple delegates at the same time

6. INVITE MANAGER

Managing delegates, umbrellas and affiliates' registrations

In this section, you will find the **registration links to be sent to the delegates of your stand quota, affiliates and umbrellas**

A grid of eight navigation options. The 'Invite Manager' option is circled in blue, and a blue arrow points from it to a larger 'Invite Manager' box below. The other options are: Edit Profile Page, Emperia Lead Capture Services, Upgrade your package, Shop, Badges and participants, Manage Company entitlements, and Exhibitor Dashboard Analytics.

Invite Manager
Manage invites for attendees and your staff

The screenshot shows the 'ACTIVE INVITES' dashboard for MIPCOM CANNES. It lists three types of badges: Affiliate Badge, Umbrella Badge, and Delegate Badge. Each badge has a 'Copy' button, 'Links Available' and 'Link Views' counts, and a 'Buy More Links' button. Below each badge is a 'View completed registrations' link.

Badge Type	Links Available	Link Views
Affiliate Badge	1/2	32
Umbrella Badge	9999/9999	20
Delegate Badge	24/26	24

IMPORTANT :
- Pavilion must use only Umbrellas links (mandatory)
- Stand holder must use only Affiliate links (mandatory)

6. INVITE MANAGER

Managing umbrellas and affiliates' registrations out of your quota

Manage Invites Help

View and manage your invites. Simply copy the links below and insert them into your email and social network campaigns.

ACTIVE INVITES

Active **Umbrella Badge** ⓘ

<https://www.mipcom.com/en-gb/register.html?code...> 📄

Links Available **∞** Link Views **3** Buy Links

^ Hide Used Links

Indicates the number of **registrations available**.

Copy the link using the button 📄
Send this link to your umbrellas and affiliates for them to register

Indicate the **number of people** who have clicked on the link but **have not completed the registration**.

You can find the list of **people who registered with your personalized link** just below.

Name	Website de profile	Statut	Email
test register	test register	NOT REGISTERED	testregister@gmail.com

View all Invites

6. INVITE MANAGER

Preview of the invitation link

By clicking on the link, your delegates, affiliates or umbrellas will get access to the dedicated page to **order their badge**

They will find the name and number **of your stand**

They can order **their badge**

The screenshot shows the 'Exhibiting Delegate Registration' page. At the top, it says 'Please select your chosen number of badges from the list below. Registration can be completed in a few quick and simple steps!'. Below this is a box containing the MIPCOM CANNES logo and the text 'You've been invited to share a stand with MIPCOM TEST - SEPC Pavillon on stand'. Underneath, a disclaimer states: 'By accepting the invite you understand that MIPCOM TEST - SEPC Pavillon will be informed of your registration.' The main content area is a registration card for the 'Exhibitor' with a price of '€795 Excl. Tax'. It lists two bullet points: '4 days exhibition market in Cannes, France' and 'Your account on MIPCOM.com digital platform in early July 2023 to prepare your market and connect to all participants...'. There is a 'More info' link and a dropdown menu showing '1'. At the bottom of the card, it says '1 badge(s) selected...'. To the right of the card are two buttons: 'Clear selection' and 'Register'.

7. MANAGE YOUR COMPANY BADGES

The dashboard grid contains the following tiles:

- Edit Profile Page:** This information will appear in the show website.
- Emperia Lead Capture Services:** A consolidated list of leads. (Total: 0, New: 0)
- Upgrade your package:** Get more out of your digital profile
- Invite Manager:** Manage invites for attendees and your staff
- Shop:** Upgrade and promote via digital and the physical show.
- Badges and participants:** Add & manage badges and participants. (This tile is circled in blue)
- Manage Company entitlements:** Manage and share entitlements with your sharers
- Exhibitor Dashboard Analytics:** No insights available yet, please check back after sometime.

Here you can find the Payment status of the badge

Badges are available for download and printing **15 days before the market**. However, you must have **properly completed your profile in its entirety** in advance in order to access your badge.
DON'T FORGET TO ADD A PHOTO FOR YOUR BADGE (MANDATORY)

Here you can find the exhibitor badges you have uploaded

Badge manager
View your badges and allocate them to your staff

Allocate badges | **Your company badges (2)**

Company Badges: 2/0 Allocated

Badge Status: All

Name	Badge Status	Job Title	Badge Product	Payment Status
Marie Puate	Active	Sales	Exhibitor Badge	Free Badge
Coumba SECK	Active	CDP	Exhibitor Badge	Free Badge





7. MANAGE YOUR COMPANY BADGES

Badge manager
View your badges and allocate them to your staff

Allocate badges **Your company badges (2)**

Company Badges: 2/0 Allocated To allocate new badges, use the template upload feature in the Allocate Badges tab

Badge Status
All

Name	Badge Status	Job Title	Badge Product	Payment Status	
Marie Puate	Active	Sales	Exhibitor Badge	Free Badge	
Coumba SECK	Active	CDP	Exhibitor Badge	Free Badge	

You can modify them

(with the exception of the email address) If you modify the badge, you will need to **re-print** as the previous one will no longer be valid.

Once a badge is edited, a new version will be created. The previous badge will be deactivated.

First name	Job title
<input type="text" value="Steven"/>	<input type="text" value="Trainer"/>
Surname	Email
<input type="text" value="Building Smith"/>	<input type="text" value="steve@company.com"/>

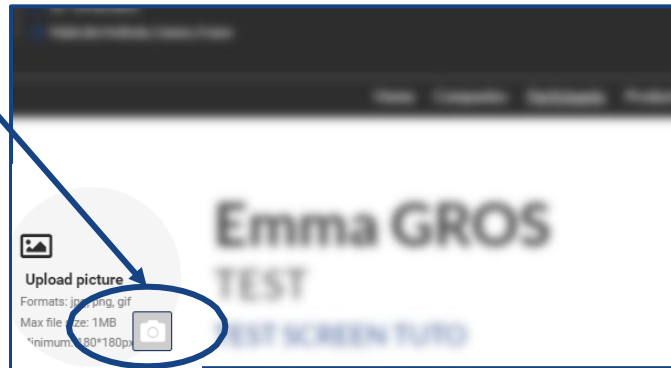
8. YOUR DELEGATES VIEW AND ACTIONS

What does your delegates access on the company hub?

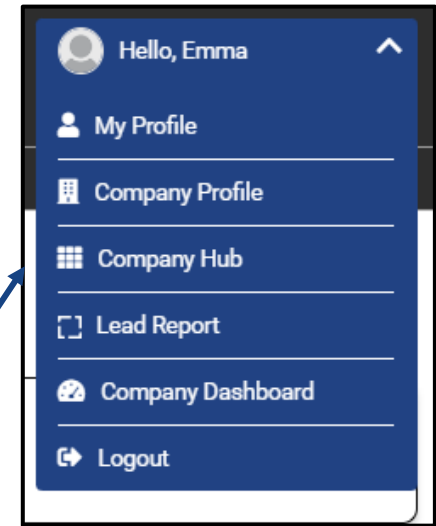
As soon as they are registered the **delegate will receive an automatic e-mail** to connect to their profile



Delegate will connect to their profile and will **have access to upload their picture** to receive the badge (available 2 weeks before the event)



This section, located at the top right of the screen, allows them to **navigate between their company profile and their personal profile.**



9. E-SHOP SECTION

 Edit Profile Page This information will appear in the show website.	 Emperia Lead Capture Services A consolidated list of leads. (Total: 0, New: 0)	 Upgrade your package Get more out of your digital profile	 Invite Manager Manage invites for attendees and your staff
 Shop Upgrade and promote via digital and the physical show.	 Badges and participants Add & manage badges and participants.	 Manage Company entitlements Manage and share entitlements with your sharers	 Exhibitor Dashboard Analytics No insights available yet, please check back after sometime.

 Shop Upgrade and promote via digital and the physical show.

	Exhibitor Dashboard Pro €400 Access the MIP market data and compare your online performance with competitors thanks to the optimized dashboard Pro.	Add to basket
	Credit for a Project €60 Buy extra credit(s) to upload new project(s) into the MIPJUNIOR dedicated screenings library (KIDS & young adults content only).	Add to basket
	Credit for a Programme €170 Buy extra credit(s) to upload new programme(s) into the MIPCOM main screenings library (any content genres).	Add to basket
	Delegate Badge €575 Exhibitor badges Description	Add to basket

You can purchase additional services here, such as:

- **Additional delegates registration** out of your quota stand
- **Exhibitor Dashboard Pro** (benefit from extra features on your company dashboard to monitor your profile performance)
- **MIPCOM credits for content** to showcase programmes and projects in the MIPCOM digital screening library

9. E-SHOP SECTION

Purchase additional delegates badges from your quota stand

Purchase additional delegates badges by adding them to your basket and proceeding to payment shop.
Anyone can buy extra delegates badges on top of their quota.

The screenshot displays the 'MIPCOM Company Hub' interface. At the top right, there is a 'Back to My Hub' button and a 'Logout' link. Below these are navigation links for 'Shop' and 'Basket'. The main content area features a product card for a 'Delegate Badge' priced at €575. The product card includes a placeholder image, the title 'Delegate Badge', the price '€575', and several attributes: 'Objective Exhibitor badges Objective', 'Type Exhibitor badges Type', and 'Exclusivity Exhibitor badges Exclusivity'. Below the attributes are three sections: 'What am I buying?' with the subtext 'Exhibitor badges What am I buying?', 'What are the benefits?' with the subtext 'Exhibitor badges What are the benefits?', and another 'What am I buying?' section. A blue circle highlights the price '€575' and the 'Add to basket' button.

9. E-SHOP SECTION

Purchase digital services

Purchase **additional services** by adding them to your **basket** and proceeding to payment shop

Get 20% of programmes by purchasing 3 or more (discount at check out)

You can **use filters** by **product type** and **price** in order to choose the products that best meet your needs.

The screenshot displays the MIPCOM e-shop interface. On the left, there is a 'Filter' sidebar with two sections: 'Features' and 'Price'. The 'Features' section includes three checkboxes: 'Exhibitor Dashboard (1)', 'Directory Products - Other (1)', and 'Product showcase (1)'. The 'Price' section includes four checkboxes: '€0 - €500 (3)', '€501 - €1,000 (0)', '€1,001 - €5,000 (0)', and 'Over €5,000 (0)'. At the bottom of the price section, there are two input boxes for a price range: '€' followed by a box, 'to €' followed by a box, and a right-pointing arrow. The main content area shows a search bar at the top right with a magnifying glass icon. Below it, it says 'Showing 3 products'. Three product cards are listed: 1. 'Exhibitor Dashboard Pro' for €400, with a description: 'Access the MIP market data and compare your online performance with competitors thanks to the optimized dashboard Pro.' 2. 'Credit for a Project' for €60, with a description: 'Buy extra credit(s) to upload new project(s) into the MIPJUNIOR dedicated screenings library (KIDS & young adults content only).' 3. 'Credit for a Programme' for €170, with a description: 'Buy extra credit(s) to upload new programme(s) into the MIPCOM main screenings library (any content genres).' Each product card has a placeholder image icon and a blue 'Add to basket' button. A blue circle highlights the 'Add to basket' button for the 'Exhibitor Dashboard Pro' product. A blue arrow points from the text box on the left to the 'Add to basket' button. Another blue arrow points from the text box on the left to the 'Filter' sidebar.

10. UPGRADE YOUR PACKAGE: INCREASE YOUR VISIBILITY

Edit Profile Page
This information will appear in the show website.

Emperia Lead Capture Services
A consolidated list of leads. (Total: 0, New: 0)

Upgrade your package
Get more out of your digital profile

Invite Manager
Manage invites for attendees and your staff

Shop
Upgrade and promote via digital and the physical show.

Badges and participants
Add & manage badges and participants.

Manage Company entitlements
Manage and share entitlements with your sharers

Exhibitor Dashboard Analytics
No insights available yet, please check back after sometime.

Upgrade your package
Get more out of your digital profile

Get more visibility by upgrading your digital package. Get your company page promoted on top of everyone else

	YOUR CURRENT PLAN		
Feature title	Bronze Essentials	Silver Standard	Gold Premium
Pricing	€ 0	€ 1,500 Select	€ 2,500 Select
Basic Directory Listing Your name, description and a logo.	✓	✓	✓
Premium Listing Stand out with more space and company images including your company contact details and a product carousel.	✗	✓	✓
Sponsored Filter Category Appear at the top of a filter category results list and be identified as the sponsor.	✗	✗	✓
Home Page Promotion Get showcased as an event sponsor on the home page of the event.	✗	✗	✓

10. UPGRADE YOUR PACKAGE

The mention "**your current plan**" indicates the offer already included in your online services package

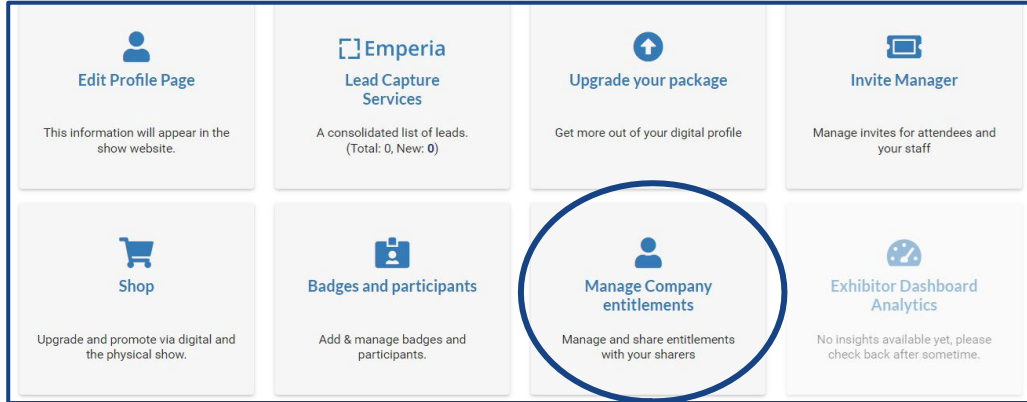
Choose the package of your choice by adding it to your basket before proceeding to payment

On the left, you will find all the explanations about the various options available

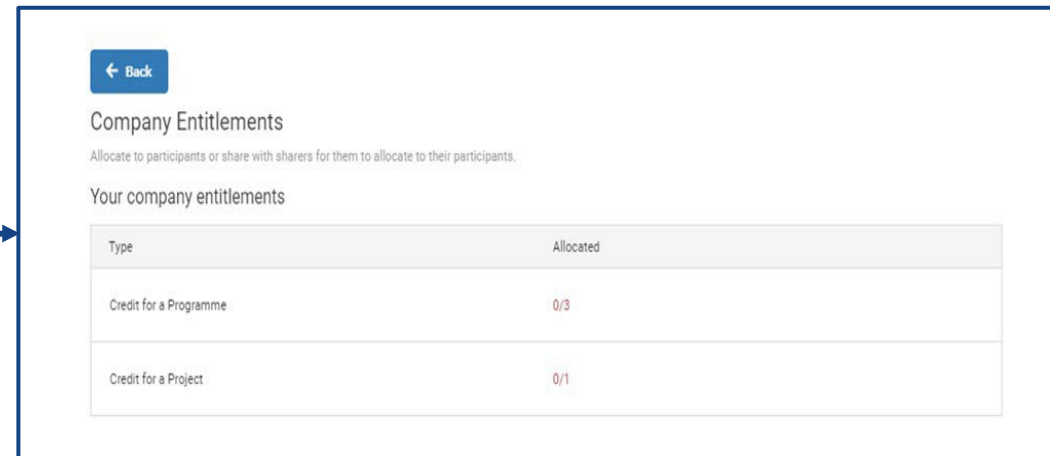

	YOUR CURRENT PLAN		
Feature title	Bronze Essentials	Silver Standard	Gold Premium
Pricing	€ 0	€ 1,500 <input type="button" value="Select"/>	€ 2,500 <input type="button" value="Select"/>
Basic Directory Listing Your name, description and a logo.	✓	✓	✓
Premium Listing Stand out with more space and company images including your company contact details and a product carousel.	✗	✓	✓
Sponsored Filter Category Appear at the top of a filter category results list and be identified as the sponsor.	✗	✗	✓
Home Page Promotion Get showcased as an event sponsor on the home page of the event.	✗	✗	✓

11. MANAGE COMPANY ENTITLEMENTS

Please find below your available purchased **credits and entitlements for your additional services.**



Thanks to your credits, you can then upload your content into the screening library in your company page (scroll down to “Gallery of Projects and Programmes”).



12. COMPANY DASHBOARD ANALYTICS

- Edit Profile Page**: This information will appear in the show website.
- Emperia Lead Capture Services**: A consolidated list of leads. (Total: 0, New: 0)
- Upgrade your package**: Get more out of your digital profile
- Invite Manager**: Manage invites for attendees and your staff
- Shop**: Upgrade and promote via digital and the physical show.
- Badges and participants**: Add & manage badges and participants.
- Manage Company entitlements**: Manage and share entitlements with your sharers
- Exhibitor Dashboard Analytics**: No insights available yet, please check back after sometime.

Exhibitor Dashboard Analytics

No insights available yet, please check back after sometime.

This page only becomes accessible **90 days before the market**. However, it is possible to make a specific request to unlock access earlier if necessary.

Exhibitor Insights

Leads \odot

Total leads captured: **26**

Digital engagement \odot

Profile views: **86**

Product views: **22**

Classification of leads by registration into \odot

View by: Primary business

- Unanswered: 38%
- Tour operator: 23%
- Outbound: 23%
- Group travel company: 8%
- Travel agency: 8%
- Retail: 8%
- Association: 4%
- Business travel management company: 4%

100% Profile completion status. Check with the show team for other digital opportunities to increase your performance.

Redirected to your website: **8**

Visitors added you to show plan: **32**

Matchmaking \odot

Number of times we recommended you: **709**

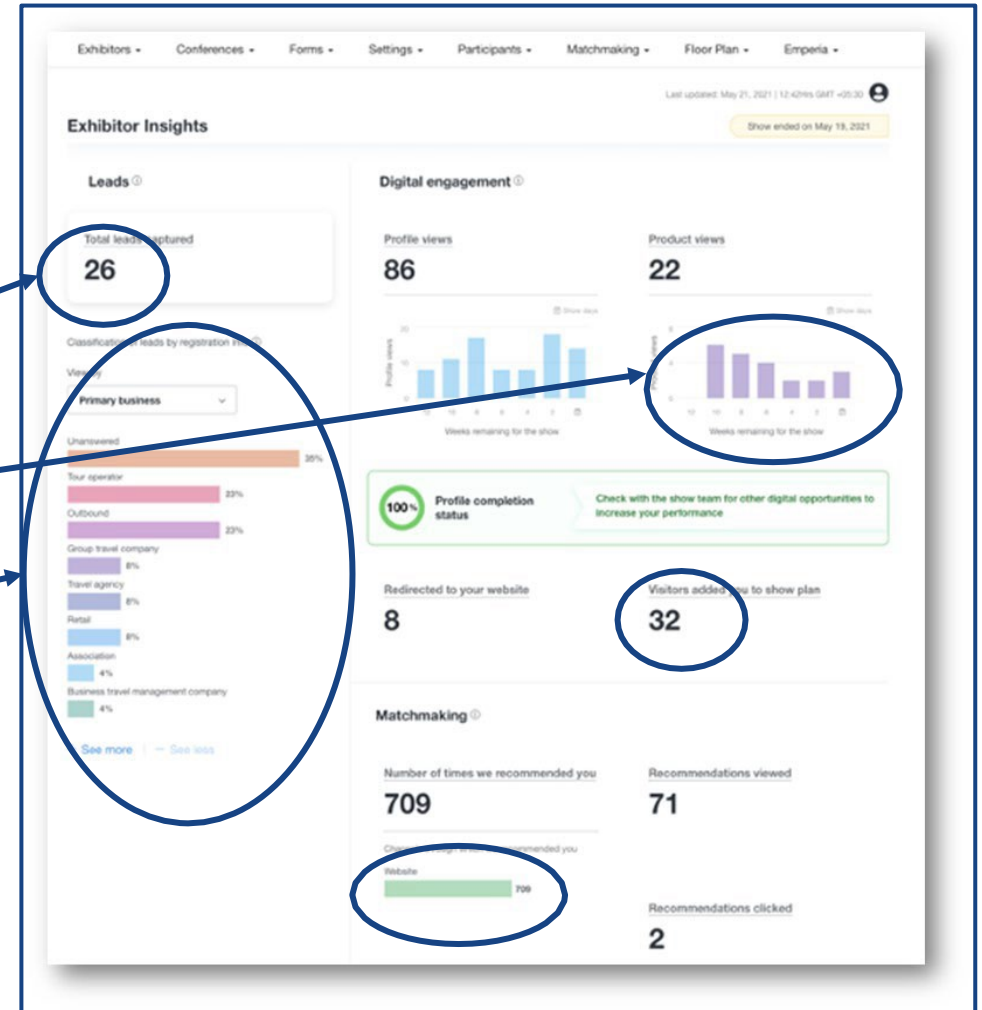
Recommendations viewed: **71**

Recommendations clicked: **2**

12. COMPANY DASHBOARD ANALYTICS

The Exhibitor Dashboard allows you to access a **wealth of data regarding your performance at the exhibition**. This dashboard synthesizes your leads generated via your screening library and your scans during the *market (with Emperia app)*. Its pro version also allows you to **compare yourself with your competitors**.

A large amount of **data** is available to help you understand the **typology of your leads**, your **strengths**, and **areas for improvement** for your next exhibition.



NEED ANY ASSISTANCE?

Contact our Customer Helpdesk :

By phone : (+33) 1 47 56 51 01.

Our telephone service is open from Monday to Friday, 9am to 6pm CET.

- [By form](#)
- [Read the FAQ](#)